



User Guide

Table of Content

Section 1.0

System requirements

Section 2.0

Downloading and Installing VerificationEngine

Section 3.0

Using VerificationEngine™ for the first time

Section 4.0

Configuration of VerificationEngine options.

Section 5.0

How VerificationEngine provides feedback on High Assurance and Low Assurance SSL

Section 6.0

How to uninstall VerificationEngine

Section 7.0

Frequently asked questions:-

End User License Agreement

Preface

The Internet is expanding every single day, with tens of thousands of new web sites appearing daily. If you looked at a different web site every single second of the day for a whole year you wouldn't have time to see them all, and at the end of the year there would another 15,000,000 more to look at. The majority of web sites will be legitimate businesses all competing to offer you the chance of a better price, a better product or a better service. However, some sites exist to deceive you, falsely using brands that they don't own in an attempt to convince you that they are legitimate.

You need to know how to recognize what is real on the Internet and what is false. You need VerificationEngine.

Copyright © 2005 Comodo Inc

Disclaimer of Warranties

The program is provided to you "as is" by Comodo, and any use by you of the program is at your own risk. Comodo does not warrant that the program will operate substantially in accordance with the documentation accompanying the program. To the maximum extent permitted by law, Comodo disclaims all warranties of any kind, whether expressed or implied, in equity or at law, including, without limitation, implied warranties of merchantability, fitness for a particular purpose, and non-infringement. Comodo does not warrant that the functions contained in the program will meet any requirements or needs you may have, or that the program will operate error free, or in an uninterrupted fashion, or that any defects or errors in the program will be corrected, or that the program is compatible with any particular platform. Some jurisdictions do not allow the waiver or exclusion of implied warranties so they may not apply to you.


Copyright © 2005 Comodo Inc

Section 1.0

System requirements

VerificationEngine is compatible with the following Operating Systems:-

Windows 2000, Windows XP running the following browsers

 TIP. Installing some browsers AFTER installing VerificationEngine on your system will mean that VerificationEngine will need to be re-installed to ensure maximum compatibility.

Re-install NOT required if upgraded



Internet Explorer 5.01 and above



AOL 1.1 and above



Netscape 7, 8+ (IE mode)



Firefox 1.0.7 and above



Netscape 7, 8+ (FF mode)



Mozilla 1.7 and above


Microsoft is a registered trademark and Windows 95, 98, ME, NT, 2000, XP and 2003 are trademarks of Microsoft. All other trademarks are the property of their respective owners.

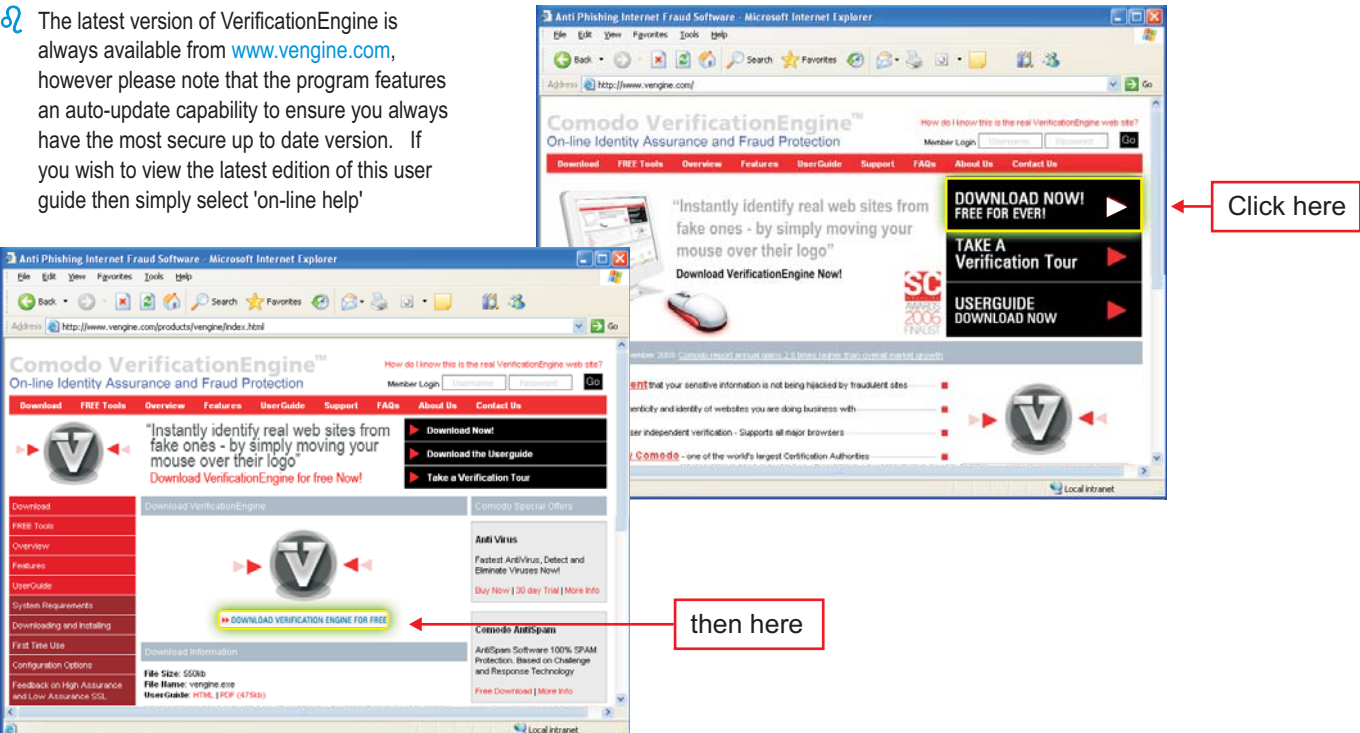
Re-install required if installed after Vengine

Section 2.0

Downloading and Installing Verification Engine

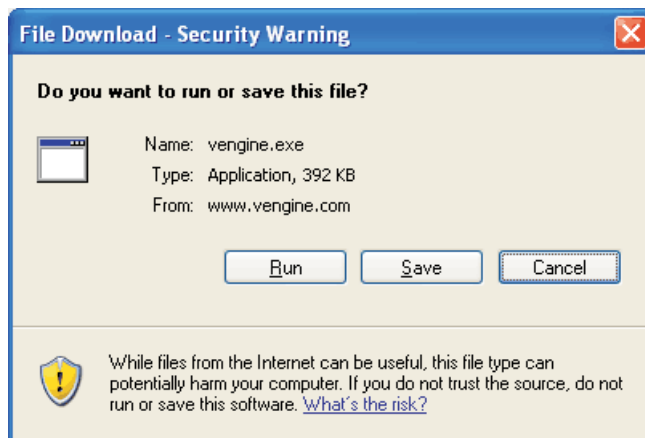
Installation is extremely simple. Use any browser to navigate to the VerificationEngine web site www.vengine.com and click on the links shown below.

 The latest version of VerificationEngine is always available from www.vengine.com, however please note that the program features an auto-update capability to ensure you always have the most secure up to date version. If you wish to view the latest edition of this user guide then simply select 'on-line help'




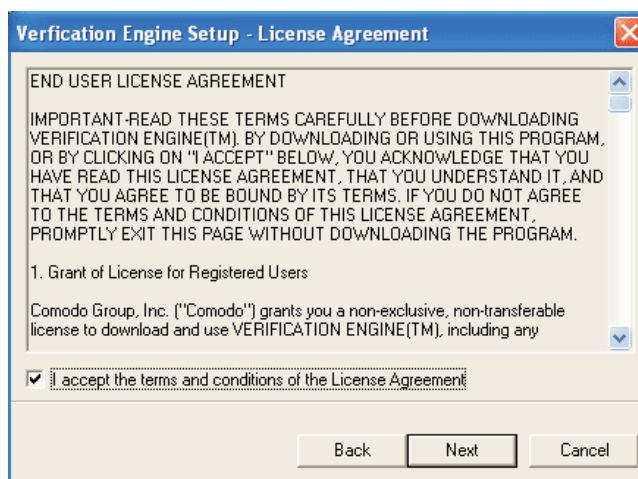
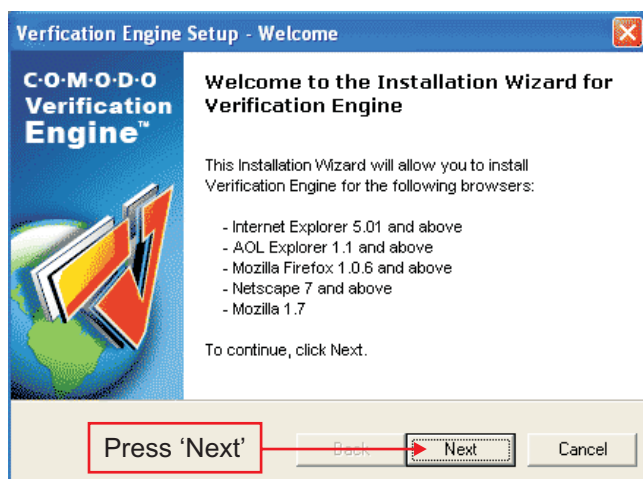
The screenshot shows two browser windows. The top window is at <http://www.vengine.com> and features a navigation menu with 'Download' highlighted. A prominent button says 'DOWNLOAD NOW! FREE FOR EVER!' with a right-pointing arrow. A red box around this button has the text 'Click here' next to it. Below this, there are buttons for 'TAKE A Verification Tour' and 'USERGUIDE DOWNLOAD NOW'. The bottom window is at <http://www.vengine.com/products/vengine/index.html> and shows a 'Download' section with a 'DOWNLOAD VERIFICATION ENGINE FOR FREE' button highlighted in yellow. A red box around this button has the text 'then here' next to it. The page also lists 'Anti Virus' and 'Comodo AntiSpam' products.

Using Internet Explorer to download the application, you'll be given the option to either run or save the Vengine setup file as shown below.

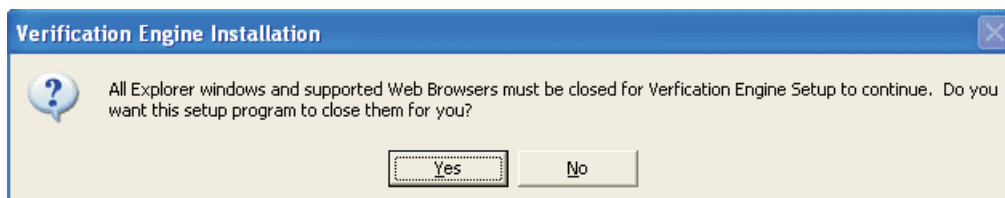


When you choose to run the installation program Internet Explorer will present you with a warning screen highlighting the name of the publisher.

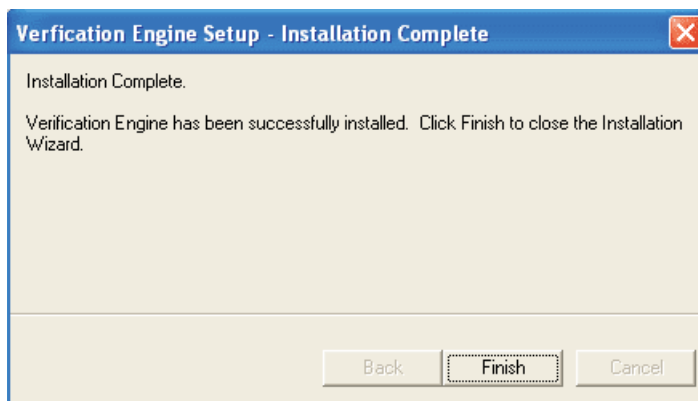
 TIP:-When ever you download software from the Internet always check to see if the software is digitally signed by a legitimate publisher. Do not install any products that are not 'code signed'. This simple tip may prevent you from installing software that could potentially damage your system. If you are unsure about it don't install it!



Read the Terms and conditions and accept them in the acceptance box provided then press Next. (The End User License agreement is also appended to rear of this user guide.)



Installation is automatic and requires that browsers compatible with Vengine are closed down prior to the installation process completing.





Section 3.0

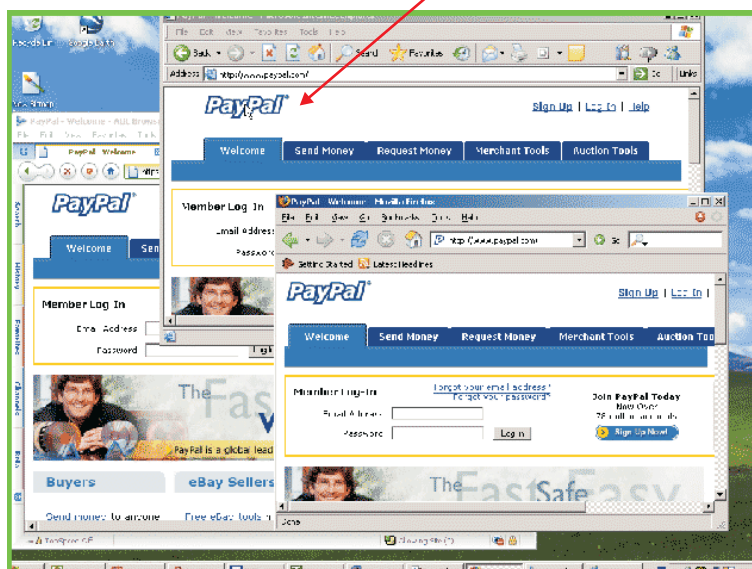
Using VerificationEngine™ for the first time

When each time Internet Explorer is opened the  logo will appear in the task bar tray showing that VEngine is installed and operational.



That's it! You don't need to do anything else as VEngine is now installed and operational. When you browser the Internet simply move your mouse over a brand or logo (Paypal illustrated below) and if it's verified as authentic, then you'll see a visible 'trust indicator' in the form of a green border around the outside of your display as shown below. Also note that the  logo in the task bar will also display a green border.

 TIP-As well as checking that you are on a legitimate web site by moving your mouse over the web sites main logo or brand, use Verification engine to check third party endorsements of web sites. This is useful if you do not recognize the brand immediately. Examples can be such things as BBBOnline or TRUSTe or Comodo Corner of Trust Logo



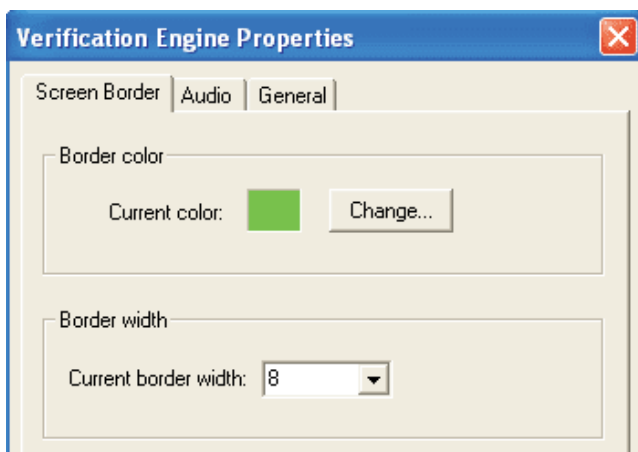
Section 4.0

Configuration of Verification Engine options.

On the task bar, 'right click' on the  logo and the following options are available.

Choose Options to enter the various configuration screens shown here:-

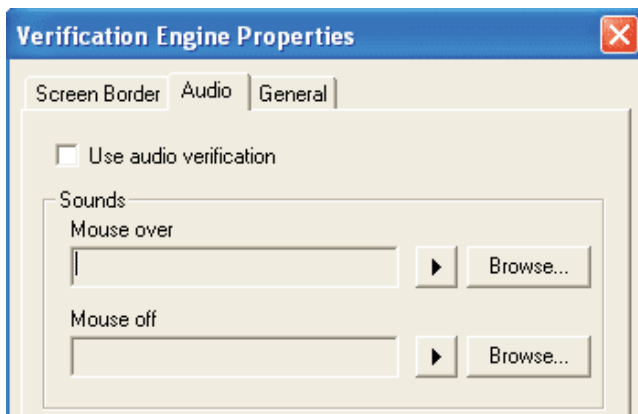
The 'Screen Border' menu allows you to configure the trust indicator to setting which best suit your display settings. Note that the default color is green with a border width of 8.



The maximum width is 20 and the minimum width is 3.

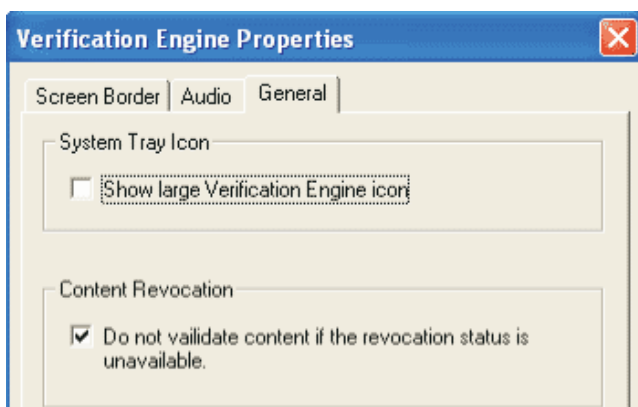
The suggested width depends on your monitor settings:-


- 800 x 600 - Border width 5
- 1024 x 768 - Border width 8
- 1280 x 1024 - Border width 10
- 1600 x 1200 and above Border width 15




The Audio function allows you to enhance the enhancements to the functionality allowing the incorporation of 'audio' into the test.

As this feature is controlled by you and not available to fraudsters it also enhances the security of the verification process.



If you wish to auto hide your toolbar then the  symbol will no longer be visible to you as a secondary security check.

Select Show large Verification Engine icon, if you wish for the  symbol to be visible all the time.

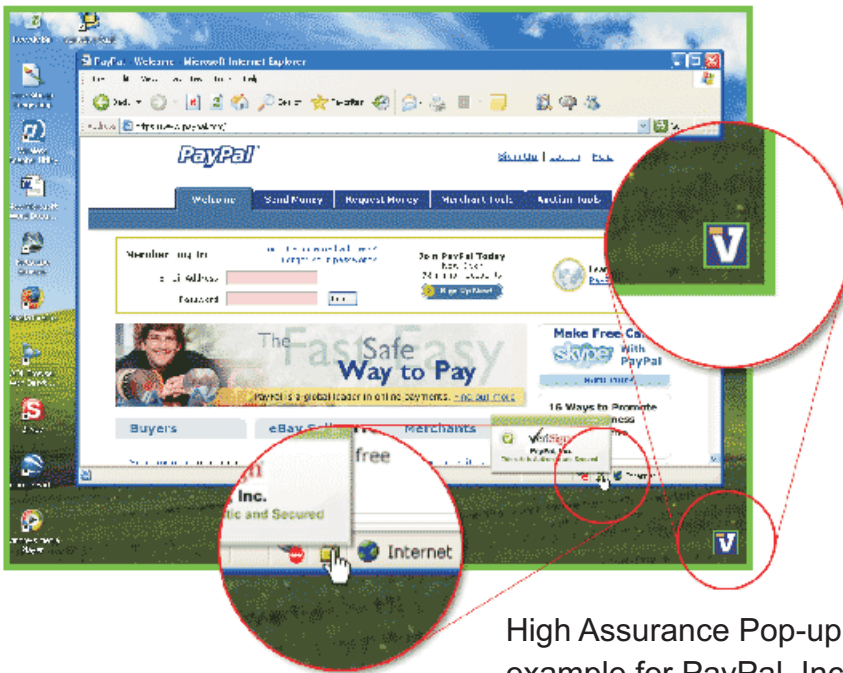
The Content Revocation setting should be set to on.

Section 5.0

How VerificationEngine provides feedback on High Assurance and Low Assurance SSL

VerificationEngine has the ability to recognize the difference between High Assurance SSL certificates where the information within the SSL certificate contains the details of the organization/entity that you wish to transact with and Low Assurance, where only the website name is contained. It is not recommended that you inherently trust a Low Assurance SSL Certificate unless you have a pre existing relationship with the organization and have specific knowledge that the web site does indeed belong to that organization.

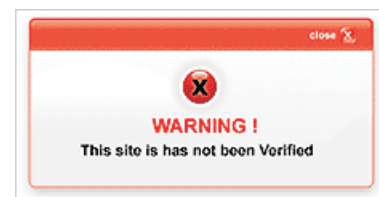
VerificationEngine conveniently provides a pop-up indicator each time you move from a non-secure http session to a secure https session. For High Assurance web sites you will see the name of the Certification Authority who issued the SSL certificate and the name of the entity owning the web site. Conversely for Low Assurance certificates you will be presented with a warning to remind you that the web site cannot be authenticated. The Pop-up message will last for a few seconds. If you wish to verify the organization in the future simply mouse over the 'padlock' in the status bar (shown opposite)



Large 'V' option including Green border around both the V and the main desktop window indicating the status bar and padlock are genuine



Example High Assurance message(s).

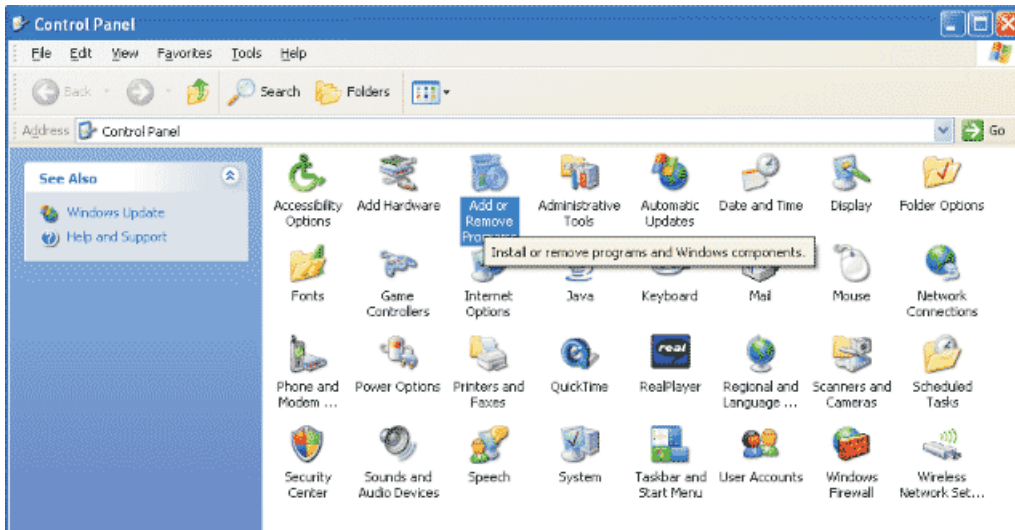


Example Low Assurance message.

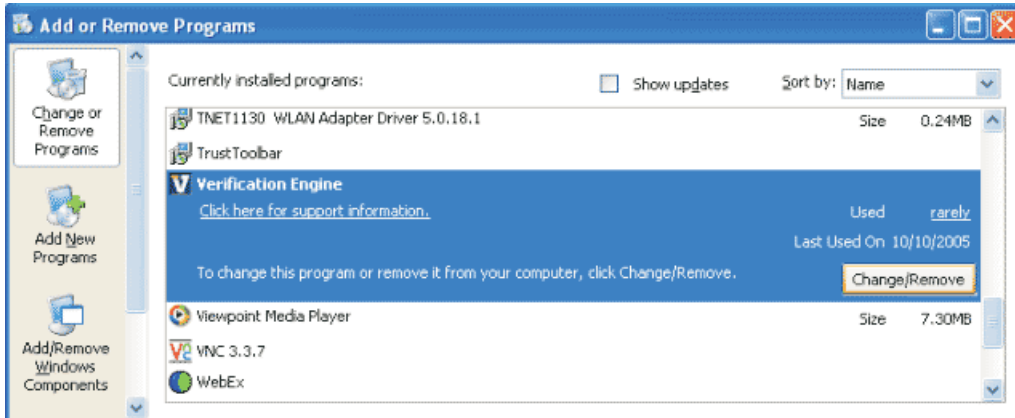
Section 6.0

How to uninstall VerificationEngine

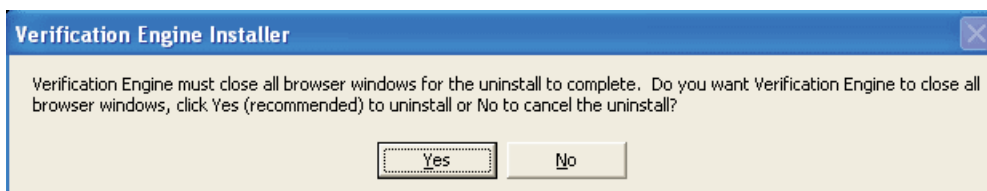
To uninstall VerificationEngine from your system please select the Control Panel from your start menu and then select 'Add or Remove Programs'



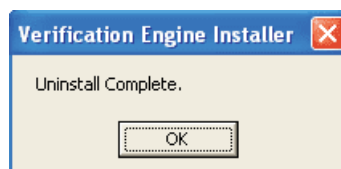
Select VerificationEngine from the list of installed programs and press the 'Change/Remove' button.



If you are happy to close all browser windows then select 'Yes' to proceed.



Once the installation is complete you will see a confirmation box.



Section 7.0

Frequently asked questions:-

What does the green frame around my screen mean?

Through sophisticated technology, VerificationEngine matches company logo's to legitimate company sites. So now you can authenticate that the site you are visiting actually is from the company it claims to be.

No more wondering if the Paypal site you are on really is Paypal!

What if I don't see a see green border when I roll the mouse over the logo?

It can mean a few things, but you can easily check to see if the site you are on is registered with us. ID Authority is a database of our authenticated customer details, featuring trusted third party validation of a website identity.

With VerificationEngine loaded, the ID Authority record is used when you move the mouse over the logo or padlock. If the credentials are available from our database then the information is displayed. If not, then a message is displayed saying the identity cannot be verified.

Today, larger sites and most banks are registered with us. Smaller sites that don't display the green border could be legitimate but be sure to check out their other trust credentials like being hacker proof. Then decide for yourself whether to purchase from that merchant.

The green border does not show up on all pages why?

Some merchants only have a few pages verified. As a double check only input sensitive data on pages where the logo can be verified and where you see a 'padlock' symbol in your browser. This symbol indicates you have a secure encrypted session with the server.

The green border does not show up right away why?

VerificationEngine will work once the entire page has loaded. If you tried to verify a logo or log-in box when your computer was still getting the content from the site, it will not verify the contents. Simply try again when the page has fully loaded.

VerificationEngine will not work with my Internet Explorer? We recommend that you use Internet Explorer 5.01 or above.

Are other browsers supported?

Yes. Please see Section 1.0 of this user guide

How do I un-install VerificationEngine?

Please see section 7.0 of this user guide

What sounds can I use for Audio Authentication? Any WAV file can be used

Can the border be set to only appear around the window when not full screen? The border can only be set to the outside of the screen or around the icon in the task tray

What does the Error on Failed Revocation check do?

VerificationEngine can be set to ask the server for the certificate information, this option determines what is done if the checking fails or the server cannot be contacted. If this box is ticked a failure message will be displayed if the above is true. If not ticked then even if the check fails the loading of the page will still continue.

Can I stop VerificationEngine checking for updates?

There is no mechanism to switch the checking off at this time. – You may see a report from your personal firewall asking if vengine.exe can connect to the internet. This should be set to 'yes or always'

What is IdAuthority and how is it used?

IdAuthority is a database of authenticated entity credentials through trusted third party input into the validation of a website identity.

With VerificationEngine loaded, the IdAuthority record is used when you move the mouse over the logo or padlock. If the credentials are available from our database then the information is displayed, if not then a message is displayed saying the identity cannot be verified.

My personal firewall says that vengine.exe needs to connect to the Internet.

This is correct. VerificationEngine features a sophisticated OCSP (Online Certificate Status Protocol) like service that verifies whether the domain you are looking at has any revoked certificates or indeed any new certificates. VerificationEngine makes a call to the IdAuthority servers each time you visit a new domain using Internet Explorer, FireFox, Netscape (Firefox-mode) or Mozilla. VEngine.exe will also call IdAuthority if browsing is via: Internet Explorer with 3rd party extensions disabled; AOL or Netscape (Internet Explorer mode.)

VerificationEngine crashes when closing a pdf document in Internet Explorer – why?

There is a known interaction between Adobe 6.0 and Internet Explorer whereby if you open a pdf file within the browser and then proceed to close that window, an error occurs which causes Internet Explorer to unexpectedly close. This error condition will also affect any programs that work with IE such as VerificationEngine. Please upgrade to Version 7.0 of Adobe which does not suffer from this issue. This is freely available from www.adobe.com

VerificationEngine will not install on my system ?

Please check that you have 'administrator privileges' on your system. You will either need to log in as the administrator to your system or contact your support group.

For additional information, enhanced FAQs, the latest version of this user guide or any support questions please see www.vengine.com

Section 8.0

END USER LICENSE AGREEMENT

IMPORTANT-READ THESE TERMS CAREFULLY BEFORE DOWNLOADING VENGINE™. BY DOWNLOADING OR USING THIS PROGRAM, OR BY CLICKING ON "I ACCEPT" BELOW, YOU ACKNOWLEDGE THAT YOU HAVE READ THIS LICENSE AGREEMENT, THAT YOU UNDERSTAND IT, AND THAT YOU AGREE TO BE BOUND BY ITS TERMS. IF YOU DO NOT AGREE TO THE TERMS AND CONDITIONS OF THIS LICENSE AGREEMENT, PROMPTLY EXIT THIS PAGE WITHOUT DOWNLOADING THE PROGRAM.

1. Grant of License for Registered Users

Comodo Group, Inc. ("Comodo") grants you a non-exclusive, non-transferable license to download and use Vengine™, including any documentation files or website information accompanying it (the "Program"), on a single personal computer, and to make one backup copy of the Program, provided that: (i) the Program is installed on only one server or personal computer; (ii) the Program is NOT modified; (iii) all copyright notices are maintained on the Program; and (iv) you agree to be bound by the terms of this License Agreement.

2. Ownership

You have no ownership rights in the Program. Rather, you have a license to use the Program as long as this License Agreement remains in full force and effect. Ownership of the Program and all intellectual property rights therein shall remain at all times with Comodo.

3. Copyright

The Program contains material that is protected by United States Copyright Law and trade secret law, and by international treaty provisions. All rights not granted to you herein are expressly reserved by Comodo. You may not remove any copyright or other proprietary notice of Comodo from any copy of the Program.

4. Restrictions

You may not publish, display, disclose, rent, lease, sell, resell, modify, loan, distribute, or create derivative works based on the Program or any part thereof. You may not reverse engineer, decompile, translate, adapt, or disassemble the Program, nor shall you attempt to create the source code from the object code for the Program. You may not transmit the Program over any network or between any devices, although you may use the Program to make such transmissions of other materials.

As a condition of your use of the Program, you warrant that you will not use the Program for any purpose that is unlawful or is prohibited by these terms, conditions, and notices. You agree to comply with all local rules applicable to you in your use of the Program. You agree not to reproduce, resell or exploit for any commercial purposes, any portion of the Program. If you violate any of these terms, your permission to use the Program automatically terminates.

5. Confidentiality

You acknowledge that the Program contains proprietary trade secrets of Comodo and you hereby agree to maintain the confidentiality of the Program using at least as great a degree of care as you use to maintain the confidentiality of your own most confidential information.

6. Disclaimer of Warranties

THE PROGRAM IS PROVIDED TO YOU "AS IS" BY COMODO, AND ANY USE BY YOU OF THE PROGRAM IS AT YOUR OWN RISK. COMODO DOES NOT WARRANT THAT THE PROGRAM WILL OPERATE SUBSTANTIALLY IN ACCORDANCE WITH THE DOCUMENTATION ACCOMPANYING THE PROGRAM. TO THE MAXIMUM EXTENT PERMITTED BY LAW, COMODO DISCLAIMS ALL WARRANTIES OF ANY KIND, WHETHER EXPRESSED OR IMPLIED, IN EQUITY OR AT LAW, INCLUDING, WITHOUT LIMITATION, IMPLIED WARRANTIES OF MERCHANTABILITY, FITNESS FOR A PARTICULAR PURPOSE, AND NON-INFRINGEMENT. COMODO DOES NOT WARRANT THAT THE FUNCTIONS CONTAINED IN THE PROGRAM WILL MEET ANY REQUIREMENTS OR NEEDS YOU MAY HAVE, OR THAT THE PROGRAM WILL OPERATE ERROR FREE, OR IN AN UNINTERRUPTED FASHION, OR THAT ANY DEFECTS OR ERRORS IN THE PROGRAM WILL BE CORRECTED, OR THAT THE PROGRAM IS COMPATIBLE WITH ANY PARTICULAR PLATFORM. SOME JURISDICTIONS DO NOT ALLOW THE WAIVER OR EXCLUSION OF IMPLIED WARRANTIES SO THEY MAY NOT APPLY TO YOU.

7. Limitation of Liability

YOU RECOGNIZE THAT ALTHOUGH THE PROGRAM IS TO BE USED AS A TOOL TO HELP YOU PREVENT PHISHING, SPOOFING AND OTHER FRAUDULENT ACTS ("FRAUD"), ONLY YOU ARE ULTIMATELY RESPONSIBLE FOR ANY LOSSES OR DAMAGES INCURRED BY YOU AS A RESULT OF FRAUD. IN NO EVENT WILL COMODO BE LIABLE TO YOU OR ANY THIRD PARTY FOR ANY INCIDENTAL OR CONSEQUENTIAL DAMAGES (INCLUDING, WITHOUT LIMITATION, INDIRECT, SPECIAL, PUNITIVE, OR EXEMPLARY DAMAGES FOR LOSS OF BUSINESS, LOSS OF PROFITS, BUSINESS INTERRUPTION, OR LOSS OF BUSINESS INFORMATION OR DATA) ARISING OUT OF THE USE OF OR INABILITY TO USE THE PROGRAM, OR FOR ANY CLAIM BY ANY OTHER PARTY,

EVEN IF COMODO HAS BEEN ADVISED OF THE POSSIBILITY OF SUCH DAMAGES. COMODO'S AGGREGATE LIABILITY WITH RESPECT TO ITS OBLIGATIONS UNDER THIS AGREEMENT OR OTHERWISE WITH RESPECT TO THE PROGRAM OR OTHERWISE SHALL NOT EXCEED THE AMOUNT OF THE LICENSE FEE PAID BY YOU FOR THE PROGRAM. BECAUSE SOME STATES/COUNTRIES DO NOT ALLOW THE EXCLUSION OR LIMITATION OF LIABILITY FOR CONSEQUENTIAL OR INCIDENTAL DAMAGES, THE ABOVE LIMITATION MAY NOT APPLY TO YOU.

8. Export Restrictions

THIS LICENSE AGREEMENT IS EXPRESSLY MADE SUBJECT TO ANY LAWS, REGULATIONS, ORDERS, OR OTHER RESTRICTIONS ON THE EXPORT FROM THE UNITED STATES OF AMERICA OF THE PROGRAM OR INFORMATION ABOUT SUCH PROGRAM WHICH MAY BE IMPOSED FROM TIME TO TIME BY THE GOVERNMENT OF THE UNITED STATES OF AMERICA. YOU SHALL NOT EXPORT THE PROGRAM OR INFORMATION ABOUT THE PROGRAM WITHOUT CONSENT OF COMODO AND COMPLIANCE WITH SUCH LAWS, REGULATIONS, ORDERS, OR OTHER RESTRICTIONS. UNDER NO CIRCUMSTANCES MAY YOU DOWNLOAD THE PROGRAM IF YOU ARE WITHIN OR A CITIZEN OF IRAN, SYRIA, SUDAN, LIBYA, CUBA, RWANDA OR NORTH KOREA.

9. Termination

This License Agreement is effective until it is terminated. You may terminate this License Agreement at any time by destroying or returning to Comodo all copies of the Program in your possession or under your control. Comodo may terminate this License Agreement for any reason, including, but not limited to, if Comodo finds that you have violated any of the terms of this License Agreement. Upon notification of termination, you agree to destroy or return to Comodo all copies of the Program and to certify in writing that all known copies, including backup copies, have been destroyed. All provisions relating to confidentiality, proprietary rights, and non-disclosure shall survive the termination of this Program License Agreement.

10. Indemnity

You agree to release, indemnify, defend and hold harmless Comodo and any of its contractors, agents, employees, officers, directors, shareholders, affiliates and assigns from all liabilities, claims, damages, costs and expenses, including reasonable attorney's fees and expenses, of third parties relating to or arising out of (a) this Agreement, or the breach of your warranties, representations and obligations under this Subscriber Agreement, (b) your use of the Program, or (c) any intellectual property or other proprietary right of any person or entity. When Comodo is threatened with enforcement proceedings or suits, or is sued by a third party, Comodo may seek written assurances from you concerning your promise to indemnify Comodo, your failure to provide those assurances may be considered by Comodo to be a material breach of this Agreement. Comodo shall have the right to participate in any defense by you of a third-party claim related to your use of the Program, with counsel of our choice at your own expense. You shall have sole responsibility to defend Comodo against any claim, but you must receive Comodo's prior written consent regarding any related settlement. The terms of this paragraph will survive any termination or cancellation of this Agreement.

11. Privacy

Comodo respects your desire for privacy, and as such does not require registration of the Program, nor collects any information, including personally identifiable information, from you while downloading or during your use of the Program. Comodo does not install any cookies on your computer by downloading or using the Program.

12. Governing Law

This License Agreement shall be construed, interpreted and governed by the laws of the State of New Jersey without regard to conflicts of law provisions thereof. The exclusive forum for any disputes arising out of or relating to this License Agreement shall be an appropriate federal or state court sitting in New Jersey, USA.

13. Severability

If any part of this License Agreement is found invalid or unenforceable by a court of competent jurisdiction, the remainder of this License Agreement shall be interpreted so as to reasonably effect the intention of the parties.

14. Force Majeure

You agree not to hold Comodo responsible for any cessation, interruption or delay in the performance of its obligations hereunder due to earthquake, flood, fire, storm, natural disaster, act of God, war, armed conflict, terrorist action, labor strike, lockout, boycott.

15. Entire Agreement

This License Agreement shall constitute the entire Agreement between the parties hereto. Any waiver or modification of this License Agreement shall only be effective if it is in writing and signed by both parties hereto.